

## LUCCA 1500 2 SIDED LEFT HAND Back to Wall Corner Bath

LEVLUC15002SLH

### Features:

- Twin skin construction
- Rectangular style with rounded ends
- 2 sided back to wall style
- 120mm wide back platform
- 20mm tile up-stand ideal for in - wall installation
- Fibreglass and board reinforced base
- 4 independent leveling feet
- Corner end waste (435 x 280mm from wall)

### Specifications:

- Lucite European sanitary grade acrylic
- 256 litre capacity
- Internal depth 450mm

### Colour:

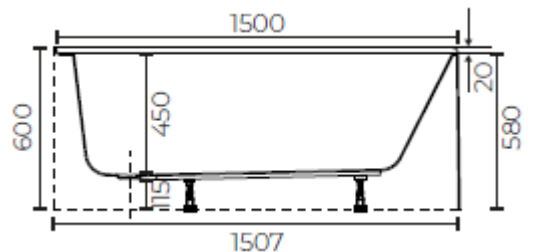
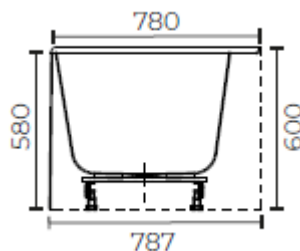
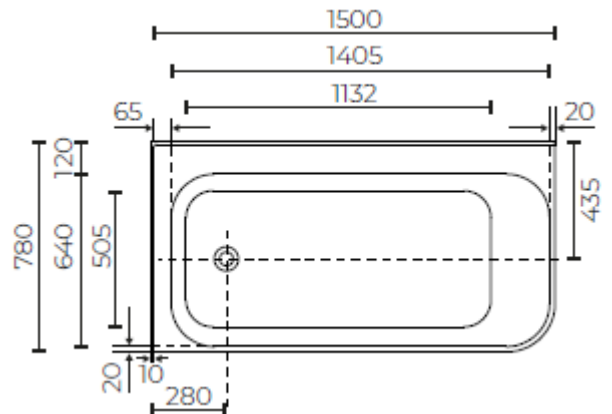
- White

### Size:

- 1500 x 780 x 580 x 450mm

### Warranty:

- 10 years



ACCESSORIES, WASTES AND TAPWARE NOT INCLUDED UNLESS STATED. PLEASE NOTE MEASUREMENTS ARE NOMINAL ONLY.  
PLEASE MEASURE PRODUCT ON SITE. ACTUAL COLOURS MAY VARY