

## 1200 x 900 3-Sided Shower Enclosure

### Flat Wall:

LEV11830.02 – Chrome | LEV11830.13 – Black

### Moulded Wall:

LEV11832.02 – Chrome | LEV11832.13 - Black

### Features:

- Flat or Moulded wall option
- 1200 sliding door on stainless steel runners – can be reversed to suit left or right-hand opening
- Nano shield glass protection
- 6mm glass door
- Patented frame adjustment
- Commercially rated tray – 200kg
- 40mm shower tray upstand
- Square waste included – with 3 color options: chrome, black or white
- Door handle - 2 colour options included: chrome or black
- Complete with glue & silicone

### Specifications:

- 1200 x 900 x 2015mm
- European Sanitary grade acrylic liner
- Safety glass AS NZS 2208
- Tray height 65mm

### Colour:

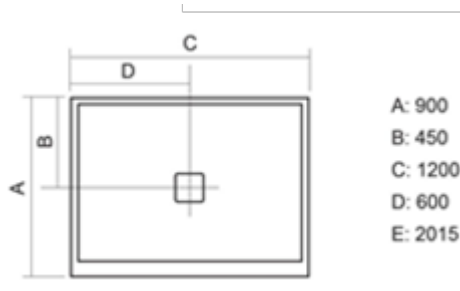
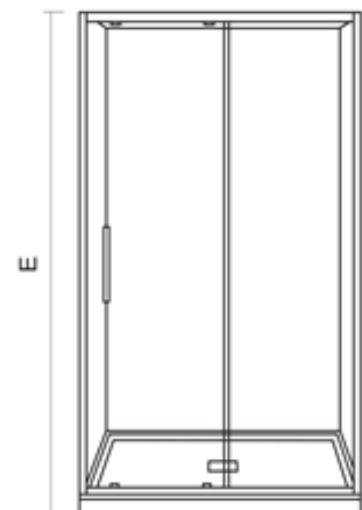
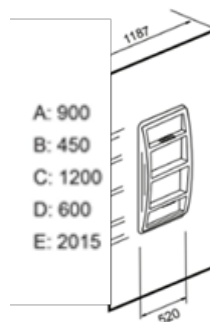
- Brushed chrome or black frame
- Clear glass

### Size:

- 1200 x 900 x 2015mm

### Warranty:

- 10 years



ACCESSORIES, WASTES AND TAPWARE NOT INCLUDED UNLESS STATED. PLEASE NOTE MEASUREMENTS ARE NOMINAL ONLY. PLEASE MEASURE PRODUCT ON SITE